


# Conflict

**What can lead to conflict with our friends and family?**




# Resolving Conflict - Strategies

- **Face your problems**
- **Listen**
- **Be respectful**
- **Non-aggression**
- **Try to understand**
- **Be assertive**
- **Negotiation**
- **Be in the present; avoid absolutes**
- **Say sorry**
- **Build a support system**



# Conflict and Resolution

- You will need a sheet of white paper and pencil crayons.
- Turn the page so that it is landscape-oriented. Divide the page in two.
- **Left Side - Conflicts**
  - draw a large image that represents conflict
  - around this image, make smaller drawings that represent sources of conflict in your relationships
- **Right side - Resolution**
  - draw a large image that represents resolution
  - around this image, make smaller drawings that represent ways to resolve conflict



# Activity - Conflict and Resolution

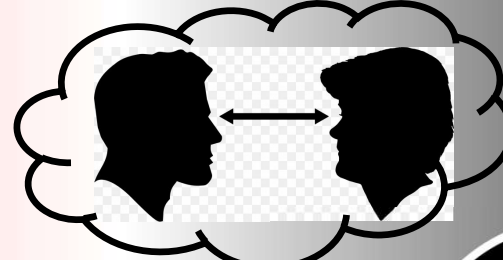
	1 or 2	3	3+	4
Content	<ul style="list-style-type: none"> <li>- Less than two large images</li> <li>- Less than 8 small images</li> </ul>	<ul style="list-style-type: none"> <li>- 1 large image on each side (2 total)</li> <li>- 4 small drawings on each side (8 total)</li> </ul>	<ul style="list-style-type: none"> <li>- 1 large image on each side (2 total)</li> <li>- 5 small drawings on each side (10 total)</li> </ul>	<ul style="list-style-type: none"> <li>- 1 large image on each side (2 total)</li> <li>- 5 small drawings on each side (10 total)</li> <li>- Drawings are linked by a theme (ex: Ninjas, hockey, animals, etc.)</li> </ul>
Art	<ul style="list-style-type: none"> <li>- Drawings are messy, improper or absent</li> <li>- No real use of color</li> </ul>	<ul style="list-style-type: none"> <li>- Drawings are appropriate and have color.</li> <li>- Lots of white on the page</li> </ul>	<ul style="list-style-type: none"> <li>- Drawings are clear and fit the topic well.</li> <li>- Lots of color and the background is colored.</li> </ul>	<ul style="list-style-type: none"> <li>- Drawings are clear, fit the topic well and show a consistent theme.</li> <li>- Lots of color and the background is colored.</li> <li>- Lots of action</li> <li>- Wow!</li> </ul>
Organization	<ul style="list-style-type: none"> <li>- Elements are placed randomly and the poster is hard to follow.</li> </ul>	<ul style="list-style-type: none"> <li>- Placement of elements makes sense and can be followed.</li> <li>- Labels are used to clarify drawings.</li> </ul>	<ul style="list-style-type: none"> <li>- Elements are organized and easy to follow.</li> <li>- Labels are clear, neat and easy-to-read.</li> </ul>	<ul style="list-style-type: none"> <li>- Organization is super and creative.</li> <li>- Labels are very clear and beautiful, helping to show your understanding.</li> </ul>



**Money**



**Relationships**



**Face your  
problems**

**Non-aggression**



**Sports**



**Negotiation**



**Chores**



**Say  
"Sorry!"**